

## FY 2016 Who Does Alabama Medicaid Serve?

**Disabled and Blind**  
Determined by the Social Security Administration and have automatic Medicaid eligibility. Can be any age.

**% of Expenditures**



**% of Members**



**\$10,644**  
Per Member Per Year

**Children**  
Non-Disabled Children under 19 in families below 146% of the Federal Poverty Rate.

**% of Expenditures**



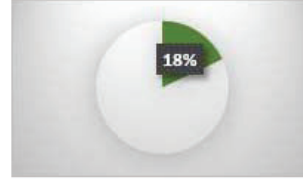
**% of Members**



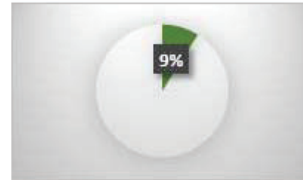
**\$2,556**  
Per Member Per Year

**Aged**  
Non-Disabled Adults age 65 and over who are in poverty. Almost all are also covered by Medicare.

**% of Expenditures**



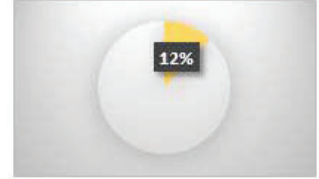
**% of Members**



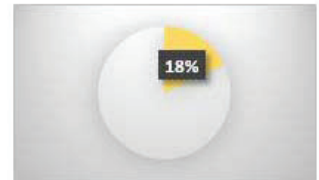
**\$10,644**  
Per Member Per Year

**Other Adults**  
Non-Disabled Adults (age 19-64) including full eligibility, maternity coverage, or family planning only.

**% of Expenditures**



**% of Members**



**\$3,456**  
Per Member Per Year

Expenditures include claims, capitations, and access payments based on dates of service in FY 2016.  
Membership includes eligibility from permanent file as of September 2016.  
PMPY calculations not for the purpose of determining managed care rates.